


CL-617

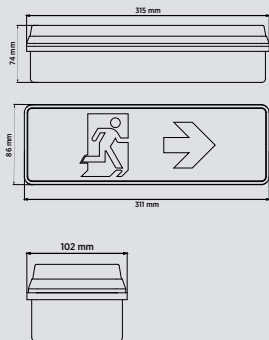
Luminaire



Details




Schematic



Type	Exit sign luminaire
Mounting	Sidewall
Light source	50.000h operational time, 6000K color temperature
Warranty	2-years warranty
Dimensions	315mm x 102mm x 74mm
Housing color and material	White plastic
Cable connection	Max. 2.5mm ² cross-section solid or sleeved twisted wire
Operating mode:	Non-maintained / Maintained
Constant nominal ambient temperature range	0 °C<T _a <45 °C

The CL-617 is a one-sided, sidewall-mounted LED exit sign with strong plastic housing with IP54 protection. Due to its design, it is suitable for shopping centres, office buildings, staircases, and other public buildings.

The following pictograms can be selected:



Product name	System type	Main supply	Input current	Battery type/time	Product code
CL-617 Slave/Con/MB	Conventional main battery	AC 120-240V	32mA	NIMH 600mA 1-3 h	300259
CL-617 Slave/Con/CB ACAC	Conventional central battery	AC 120-240V	15mA	-	300243
CL-617 Slave/Con/CB ACDC	Conventional central battery	AC/DC 120-240V	15mA	-	10985
CL-617 Slave/Con/CB/24V	Conventional central battery	DC 24-32V	80mA	-	300324
CL-617 Slave/MB	Addressable main battery	AC 120-240V	32mA	NIMH 600mA 1-3 h	300260
CL-617 Slave/RF/MB	Addressable wireless main battery	AC 120-240V	32mA	NIMH 600mA 1-3 h	-
CL-617 Slave/CB 24V	Addressable central battery	DC 24-32V	80mA	-	300292
CL-617 Slave/CB	Addressable central battery	AC 120-240V	15mA	-	300050
CL-617 Slave/CB AC-DC	Addressable central battery	AC/DC 120-240V	15mA	-	-